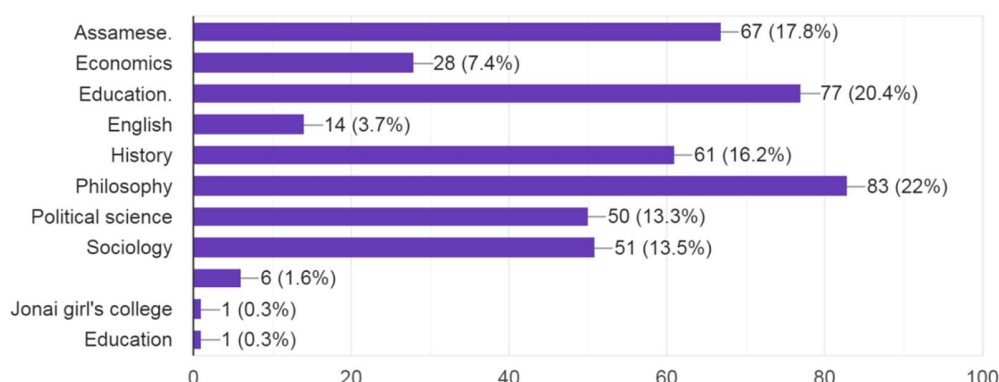


Feedback survey report
IQAC, Jonai Girls' College
Session: 2023-24

The IQAC, Jonai girls college has prepared an online Google form of Questionnaire containing 22 numbers of close ended questions and one open ended questions ranging from three point to eight points of rating scale to collect students feedback on overall aspects of academic and non academic aspects of the college. The feedback form has been shared to the departmental whatsapp groups off all semesters via HoD of all concerned departments and instructed the students to respond the same within five days from the date of its upload i.e. 25th of December 2024. The feedback form has been responded by total 377 numbers of students representing total eight numbers of departments. The following bar diagram shows that highest 83 numbers of students (22%) from the department of Philosophy, 78 numbers (20.7%) from the department of education, 67(17.8%) of Assamese dept., 61(16.2%) numbers of History Deptt. 51numbers (13.5%) of sociology, 50 numbers (13.3%) of political science, 28(7.4%) Of Economics and the least 14 numbers (3.7%) from the department of English has responded. Beside the departments of 7(1.9%) could not been recognized and considered for analysis.

1. Student details a. please confirm your Department

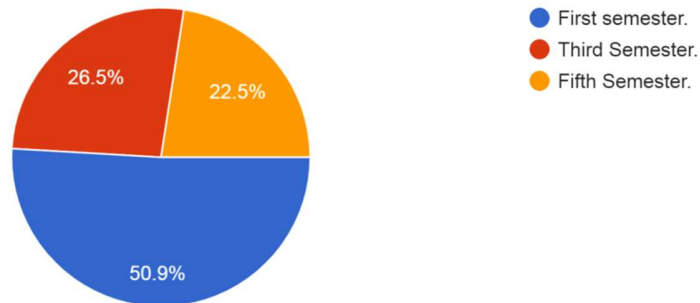
377 responses



1.b. from the under given pie diagram it is clear that out of the total 377 Numbers of submitted responds the highest 192 numbers of respondents 50.9% were belongs to the first semester, 100 numbers(99.90 %) were from third semester and the remaining 85 numbers(22.5%) were from fifth semester students.

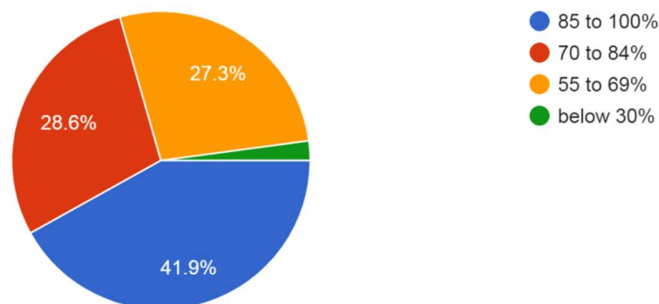
1.b. Please confirm your Semester

377 responses



2. Teaching learning and Evaluation. 2.1. How much of the syllabus were covered during the last academic year?

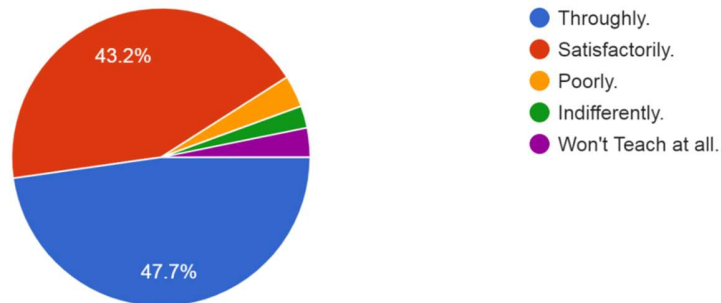
377 responses



In response to the question related to teaching learning process specifically related to the level of syllabus covered during the last academic year 41.9 % has the opinion that within the range between 85-100% of syllabus were covered during the last academic year. Apart from that 27.3% have the opinion of 55-69%, 28.6% have the opinion of 70-84% and the remaining 2.2% have the opinion that below 30% syllabus were covered during last academic year.

2.2. How well did your teachers prepare for the classes?

377 responses

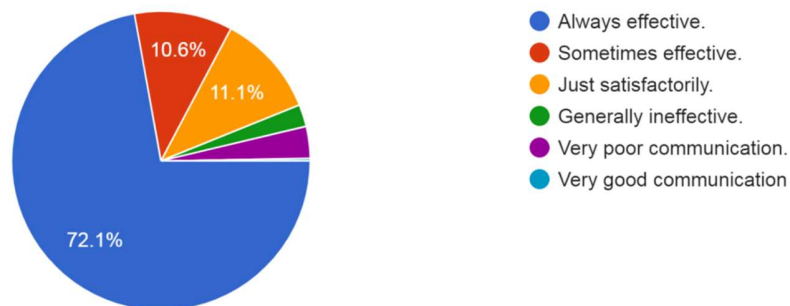


In response to the preparation of teachers towards their class total 47.7% of students i.e. 180 numbers out of the total 377 numbers of students have opined that their teachers prepared thoroughly and total 43.2% i.e. 163 numbers preparations were satisfieng.

5.

2.3. How well were the teachers able to communicate?

377 responses

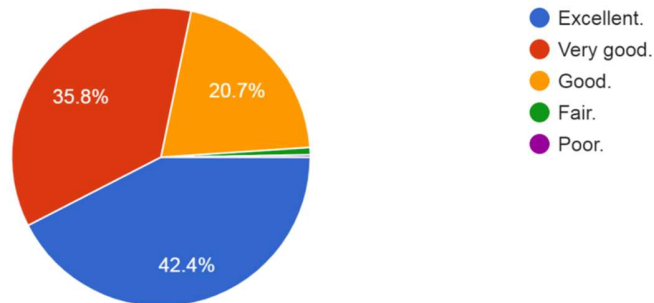


In terms of the question on teachers ability of communication level 72.1% i.e. 272 respondents has the opinion that teachers ability of communication has been always effective, 11.1% i.e.42 numbers respond as just satisfying and 10.6% i.e. 40 numbers have the opined as sometimes effective as well.

6.

2.4. The teacher's approach to teaching learning process can best describe as

377 responses

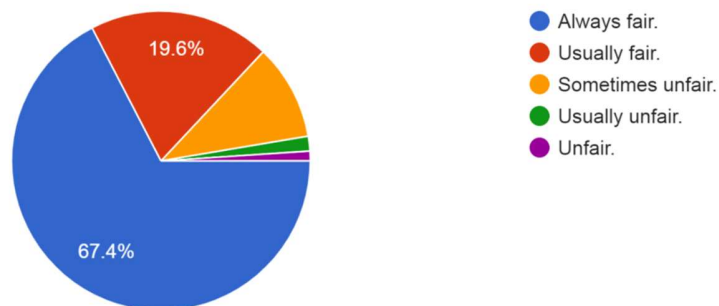


In relate to the question on the teachers approach towards teaching learning process the highest 42.4% i.e. 160 numbers of students have opined as excellent, 35.8% i.e. 135 numbers as very good and 20.7% i.e. 78 numbers as good respectively.

7.

2.5. Fairness of the internal evaluation process by the Teachers.

377 responses

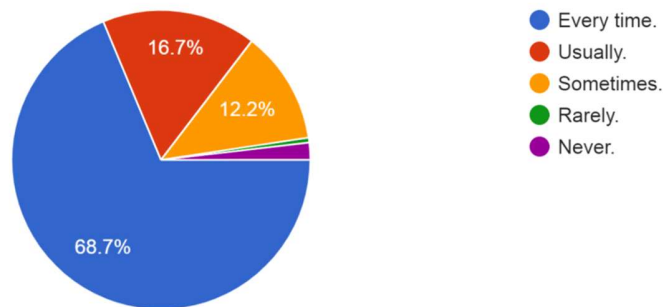


In respond to the question on fairness of internal evaluation process by teachers 67.4% i.e 254 numbers of respondents have opined as always fair and 19.6% i.e. 74 respondents have respond as usually fair in the process of internal evaluation..

8.

2.6. Were your semester examination performances and assignments discussed with you?

377 responses

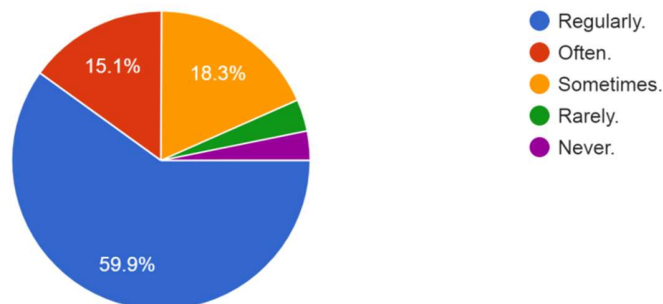


In responds to the question on discussion on the performances of students in semester examination and assignments the above pie-diagram reflects that 68.7% i.e. 259 numbers out of the total 377 respondents have the opinion that every time it were discussed with them, the 16.7% i.e. 63 numbers have responds as usually discussed and 12.2% i.e. 46 numbers have responds as sometime as well.

9.

2.7. Does your college takes active interest in promoting Internship, student exchange, field visit opportunities for students?

377 responses

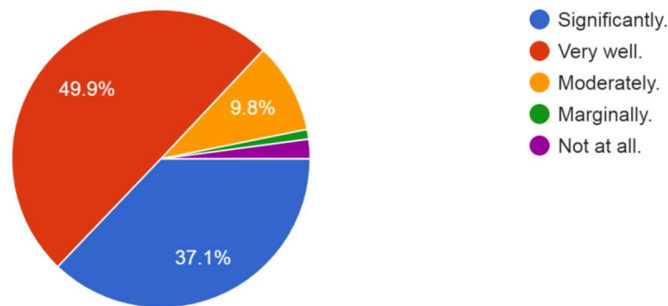


In responds to the question on college takes active interest in promoting internship, students exchange, field visit opportunities for students the total 59.9% i.e. 226 numbers responds as regularly, 18.3%(69) responds as sometimes and the 15.1%(57) responds as often as well.

10.

2.8. Does the teaching and mentoring process of your college facilitates you in cognitive, social and emotional growth.

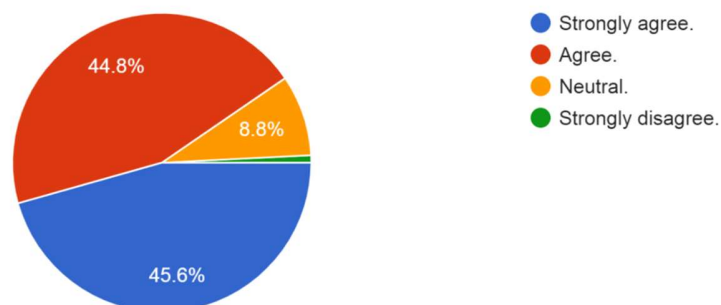
377 responses



In responds to the teaching and mentoring process of college towards growth of cognitive, social and emotional growth 49.9%(188) numbers responds as very well, 37.1%(140) as significantly and 9.8%(37) as moderately.
11.

2.9. The college provides multiple opportunities to learn and grow.

377 responses

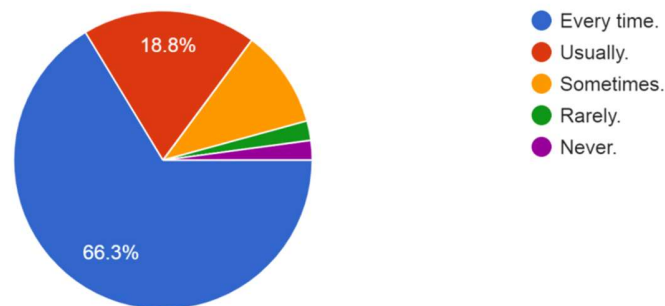


in response to the question on multiple opportunities provided by the college to learn and grow total 45.6%(172) have responds as strongly agree, 44.8%(169) responds as agree and total 8.8% have responds as Neutral as well.

12.

2.10. Do your teachers inform you about your expected competencies, course outcomes and programme outcomes?

377 responses

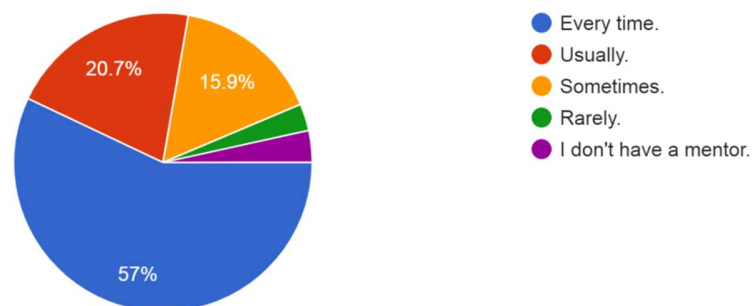


In responds to the question No.2.10 on teachers inform you about your expected competencies, course outcomes and programme outcomes a majority of 66.6%(250) numbers have responds as every time and 18.8%(71) responds as usually and the remaining students have responds as sometimes, rarely and never.

13.

2.11. Your mentor does a necessary follow-up with and assigned task to you?

377 responses

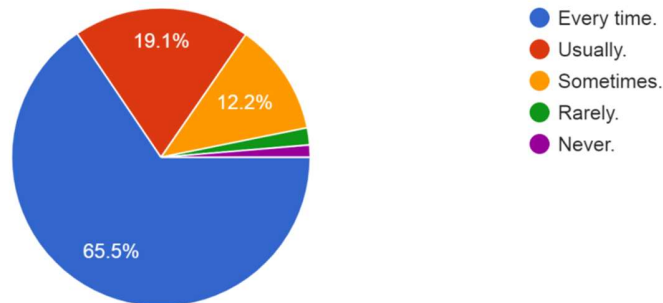


In respond to the question on mentors follow-up services and assignment of task total 57%(215) numbers have the opined as every time 20.7%(78) numbers have responds as usually and 15.9%(60) numbers have responds as sometimes.

14.

2.12. Do your teachers illustrate the concept through examples and applications?

377 responses

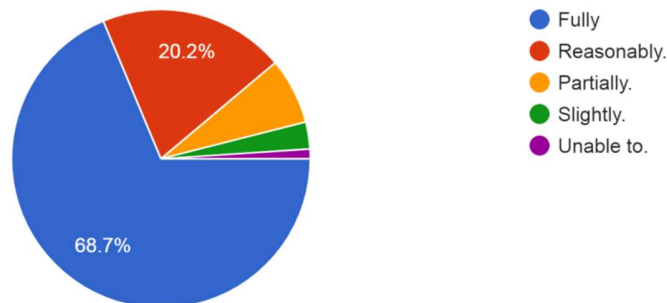


In response to the question on teachers illustration on teaching concept through examples and applications total 65.5%(247) numbers have respond as every time, 19.1%(72) numbers have respond as usually and 12.2%(46) have responds as sometimes as well.

15.

2.13. Do your teachers identify your strengths and encourage you with providing right level of challenges?

377 responses

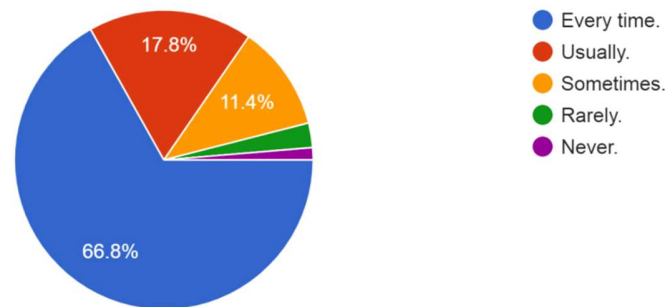


In pertaining to the question No. 2.13. on teachers identify your strength and encourage you with providing right level of challenges majority of respondents i.e. 68.7%(259) numbers have opined as fully and 20.2%(76) numbers responds as reasonably and the remaining of respondents responds as the other options provided.

16.

2.14. Do the teachers able to identify your weaknesses and help you to overcome that?

377 responses

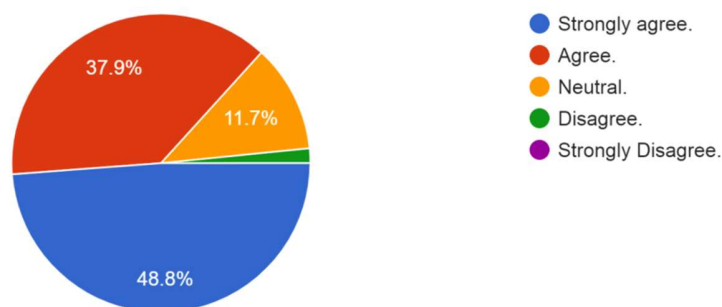


in response to the question on teachers ability to identify students weaknesses and help to overcome those weakness the majority of i.e. 66.8%(352) have responds as every time 17.8%(67)responds as usually and 11.4%(43) have responds as sometimes.

17.

2.15. The college makes effort to engage students in the monitoring, review and continuous quality improvement of teaching learning process.

377 responses

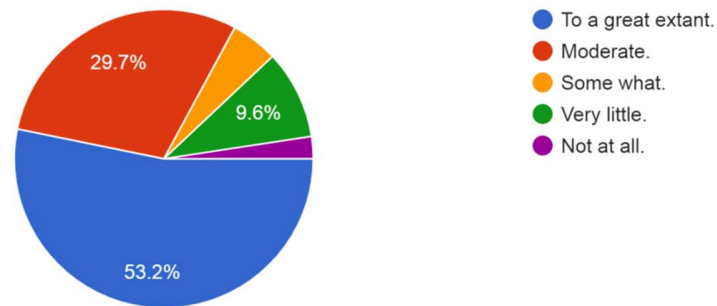


Pertaining to the question No 2.15 total 48.8%(184) numbers of respondents have responds as strongly agree, the 37.9%(143) numbers of respondents responds as agree and total 11.7%(44) numbers have responds as neutral.

18.

2.16. Do your teachers use student centric methods, such as experiential learning, participative learning and problem solving methodologies for enhancing learning experiences ?

374 responses

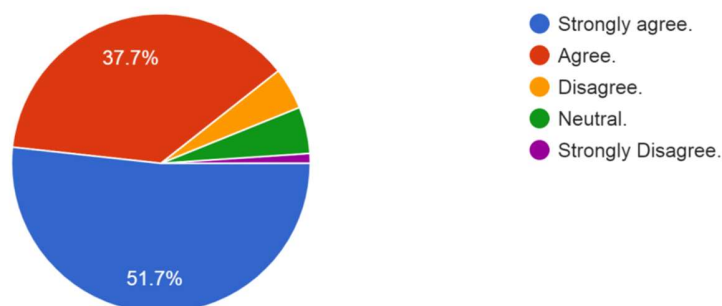


in response to the question on teachers centric methods the majority i.e. 53.2%(201) numbers have responds as to a great extent, the 29.7%(112) numbers of respondents responds as Moderate and 9.6%(36) numbers responds as very little.

19

2.17. Do your teacher Encourage you to participate in extracurricular activities.

377 responses

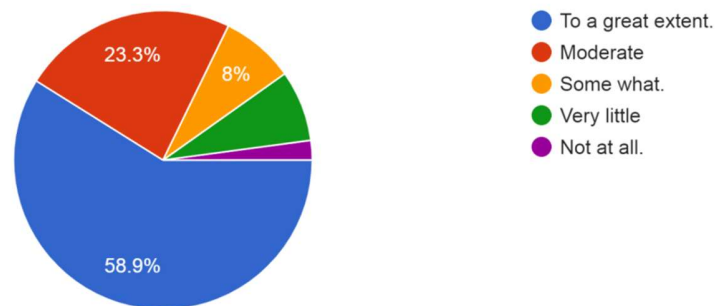


In responds to the questions on teachers encouragement towards students to participate in extracurricular activities total 51.7%(195) numbers of respondents response as strongly agree and 37.7%(142) have responds as agree.

20.

2.18. Efforts are made by the teachers and the college to inculcate soft skills, life skills and employability skills to make you ready for the world of work.

377 responses

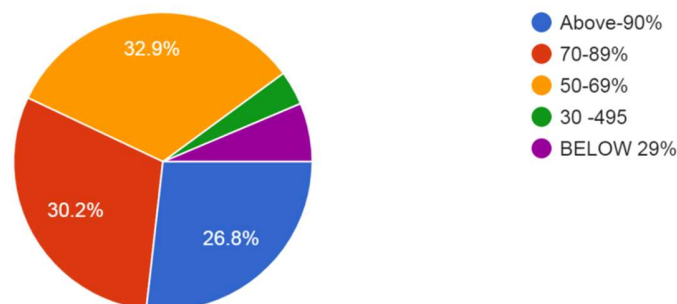


In reply to the efforts made by teachers and the college to inculcate soft skills, life skills and employability skills among students and making them for the world of work total 58.9% (222) have the opinion as to a great extent, 23.3% have responds as moderate and the remaining 8% of respondents responds as some what.

21.

2.19. What percentage of teachers use ICT tools such as LCD projector, Multi media,etc. wile teaching.

377 responses

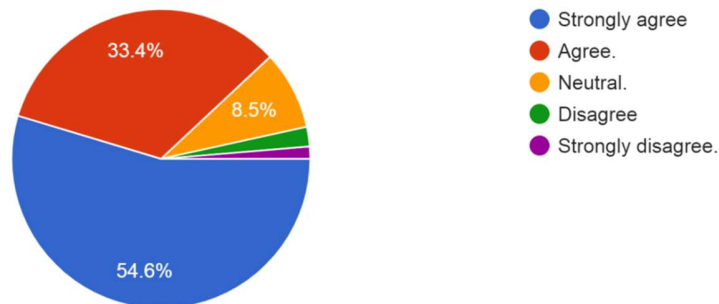


In response to the question on use of ICT by teachers during the time of teaching a total 32%(125) out of the total 377 have responds as the use of that around 50-69%, 30.2 (114) numbers have the opinion of using in between 70-89% and 26.8%(101) have responds as in between above 90% respectively.

22.

2.20. The overall quality of teaching learning process in your college is very good.

377 responses



In terms of the question relating to the overall quality of teaching learning process in the college is very good the 54.6%(206) have strongly agree with the opinion, 33.4%(126) have agreed with that opinion and 8.5%(32) numbers of respondents have a neutral stand regarding the opinion respectively.

23.

2.21. Give any observation/suggestions to improve the overall teaching-learning experience in your college.

In relate to the sought suggestions and observations from students the students have commonly made suggestions on the following issues

--New books should be added in the library.and the library should be developed a little more . And need a bit of space should be given. Thankyou.

--Encourage faculty to adopt more interactive and student-centered teaching methods, such as group discussions, case studies, and problem-based learning. These can increase student engagement and critical thinking.

--the teacher must use more modern technology to teach the students. Teachers must used ICT tools for effective leaning

--More efforts can make by teachers in life skill to get ready for the world.

--College needs to improve the way of teaching with modern methods Like effective and efficient use of modern technology and tools.

--I think you should have classes on time. And those who are interested in doing things outside of class should be given the opportunity to do them.

--I suggest that if we concentrate on our studies our teaching - learning experience will improve further more

--Amak scooty tobor karone ghor hobo lagisile(we the students need scooty stand for safe parking)

- We have to come to the college and go to everyone except the teacher and discuss in detail and take the exams every week so that we can go further
- Teaching-learning are good but and strongly promote the experience based learning
- More efforts we need from teachers.
- Kindly give more projects and real time problem to solve.
- New technology monthly updates can be given.
- College needs to improve the way of teaching wote moder.moder methods like affective and efficient use of medam technology and tools
- Try to reach every student and ask for their doubts.
- College shall strictly prohibited the Mobile phones under the college compound
- Professional Development for Faculty: Encourage faculty to participate in professional development workshops to stay updated on the latest teaching strategies and technologies.

From the above suggestions it is clear that most of the suggestions were related to teaching learning process, teachers punctuality, infrastructure and associated with the use of ICT base teaching learning process.